

SUMMER HOLIDAY HOMEWORK

SESSION 2024-2025

Grade- NURSERY



Dear Parents

Vacations are the most appropriate time for kids to refresh and rejuvenate themselves, to be creative, to learn new skills and performance more enthusiastically. Children have ample energy which should be channelized in the right direction to get the best out of them. We have designed holiday homework, keeping this in mind. It will build their confidence and new skills.

Guidelines for Parents:

Holidays homework should be done by the child, under parental guidance .

The child should have a fixed time daily, for doing the assignments.

Nurture your child's interest – be it art, music, dance or anything else.

Let him/her pursue a hobby of his /her own choice.

Please train your child to become independent in his daily chores.

Involve child at home in the following tasks –

Help to keep the house clean- clear toys, books or craft after they finish playing.

Help your mother to set and clear the dinning the table.

Remember to converse in English.

Be polite while speaking and talk softly.

To enhance children's creativity and innovation for the progressive learning.

Help your child to do the following:

- Morning Blessings: Help your child inculcate good habits like doing “Surya Pranam”& encourage him/her to greet all elders in the morning.
- Fun in Knowing: Tell the child about your childhood, share incidents from the past and show him/her old family albums. This will strengthen the bond between you and your child.
- Fun with Books: Read English and Hindi stories to your child with morals

EXPLORE NATURE

Let's explore nature by accompanying our grandparents/ parents to a morning/ evening walk and observe various animals, birds and plants.



To do

- On the walk, collect leaves of varied shapes and paste them in A4 sheet.
- Make a small nest with dry twigs, branches etc.
- Listen to the various sounds

and chirping of birds and try to recognize them.

- Make very good use of plastic bottle by planting a sapling in it. You can plant sapling of Money Plant or Tulsi Plant and click the picture and paste on A4 sheet

Visit to a village

Let's visit a village nearby and know about the roots of our countryside

- Find out the crops that are grown and paste the picture of the crops.
- Paste the pictures of various sources of water used for cultivation.



FUN WITH ENGLISH



ENRICH YOUR VOCABULARY

Read the vocabulary of a bedroom in a given picture.

READING TIME

Read the rhymes and learn it.

“Mango”

“I am a juicy mango

Sweet and tasty

Eat me in ice cream

Or drink me as frooti”

CONVERSATION

We strongly wish you to join hands with us by conversing in English with your ward.

Let him/her use the following sentences in routine.

1. What is your name?

Ans- My name is _____ .

2. Who are you?

Ans- I am a Boy/ Girl.

3. How old are you?

Ans- I am 3 years old.

4. What is your Mother’s name?

Ans- My mother’s name is _____.

5. What is your Father’s name?

Ans- My father’s name is _____.

6. When is your birthday?


Ans My birthday is on _____.




fun with NUMBERS



How Many Do You See?




COLOUR THE FISH AS DIRECTED





इन जानवरों की मदद करे। इनके खाने तक पहुँचाएँ।



HOLIDAY JOURNAL

DATE: _____

Vacation planning

I am going
to...



I am travelling by...



I am going
with...



I am staying in...



Make drawings

HOLIDAY JOURNAL

DATE: _____

The
weather
was...



I ate...



My favourite thing I did today...



Make drawings

❖ Be a master chef!!

MAKE A LEMONADE.

Making Lemonade

Ingredients:

Lemons
Water
Sugar

1. Squeeze the juice out of the lemons.
2. Put the lemon juice in a pitcher.
3. Fill up the pitcher with water.
4. Add sugar.
5. Stir.



Photo courtesy of
jen Waller @flickr.com

Hmmmm...how do you think this lemonade will taste?



WISH YOU ALL A FUN PACKED
SUMMER BREAK

