



# PEOPLE'S PUBLIC SCHOOL

## Summer Holiday Homework


Dear Parents,  
Greetings from PPS!


The school encourages to enhance creativity of students therefore we have designed holiday homework and projects that blend learning with leisure. These activities aim to reinforce classroom learning, stimulate creativity, and encourage independent and collaborative thinking.


The assigned tasks are an important part of the academic cycle and will help in consolidating the concepts covered during the term. These projects will also be evaluated as a part on internal assessment and other academic activities.




Please note that the grades awarded for these assignments will be included in your child's overall academic performance. We kindly request your support in ensuring that the work is completed and submitted by **24 June, 2025**. Let's work together to make this summer break a productive and enjoyable experience for our students.

Wishing you and your family a happy, safe, and refreshing summer vacation!

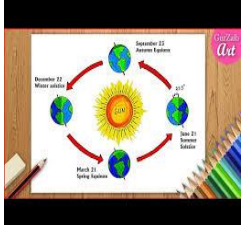
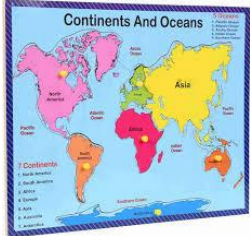


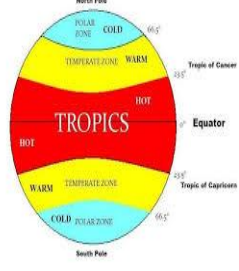
  
Ms. Sakshi Singhai  
Academic Coordinator


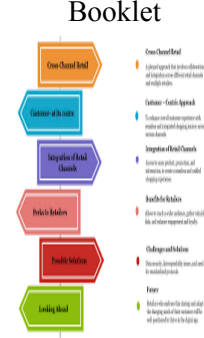


  
Ms. Ashu Wadhwa  
Principal

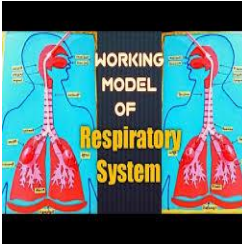








Grade 5				
Sl. No.	Subject	Homework	Presentation	Roll No.
1	English	<b>Homework 1: Living Beings A–Z Dictionary</b> <ul style="list-style-type: none"> <li>Create your own Living Beings Dictionary by listing the names of animals, birds, insects, or sea creatures from A to Z—one for each letter, if possible.</li> <li>Next to each name, draw or paste a small picture and write one interesting fact or mention where it lives. Be creative and organize your work neatly in alphabetical order.</li> </ul>	Booklet 	Roll no. 1-10
		<b>Homework 2: PowerPoint Presentation on a Famous Sportsman</b> Choose a sportsman who inspires you and create a PowerPoint presentation about them. Research their biography, achievements, challenges, and reasons why they inspire you. Your presentation should include: <ul style="list-style-type: none"> <li>A brief introduction to the person</li> <li>Key milestones in their career</li> <li>Personal challenges and how they overcame them</li> <li>Fun facts or quotes</li> <li>A conclusion on why they inspire you</li> </ul> Be prepared to present your PPT to the class and share what you've learned!	PPT 	Roll no. 11-20
		<b>Homework 3: LSWR Skill Enhancement Daily Reading and Reflection</b> Choose a storybook or novel of your choice and read one page each day. After reading, write a brief summary of what you have understood from that page. Continue this activity throughout the holidays, completing a summary for each day's reading.	Booklet 	Roll no. 1-20 (All)



2	Social Studies	<p><b>Homework 1:</b> Build a model demonstrating the rotation and revolution of Earth around the Sun to understand how these movements affect day, night, and seasons. Materials:</p> <ul style="list-style-type: none"> <li>● A foam ball or globe (to represent Earth)</li> <li>● A larger ball (to represent the Sun)</li> <li>● A long stick or wire (for Earth's axial tilt)</li> <li>● Clay or paper (to label continents)</li> <li>● String or flexible wire (to show Earth's orbit around the Sun)</li> <li>● Torch or lamp (to simulate sunlight)</li> </ul> <p><b>Homework 2:</b> Design and assemble a cardboard puzzle to learn the shapes, locations, and relationships between continents and oceans on Earth. Materials:</p> <ul style="list-style-type: none"> <li>● Cardboard sheets (for the puzzle base and pieces)</li> <li>● Markers, paints, or colored paper (to decorate the continents and oceans)</li> <li>● Scissors or craft knife (for cutting puzzle pieces)</li> <li>● Glue or tape (optional, to reinforce the pieces)</li> </ul> <p><b>Homework 3:</b> Create a mini water body (a pond, river, or ocean) in a container, showing different types of pollution like plastic waste, oil spills, chemical runoff, and sewage contamination. Use materials like colored water, clay, and small objects to represent pollutants.</p> <p><b>Homework 4:</b> Create a 3D model demonstrating the causes and effects of soil pollution. Use materials like clay, paper, and plastic waste to show how chemicals, litter, and deforestation impact soil quality.</p> <p><b>Homework 5: Common for All</b> Create a poster representing Earth's main climate zones: Polar Zone (cold, icy, near the poles) Temperate Zone (moderate climate, found between the poles and tropics) Tropical Zone (hot and humid, near the equator) Use a globe, foam ball, or circular paper to represent Earth's shape. Represent each climate zone using colored clay, paper, or paint.</p>	<p>Model and presentation</p>  <p>Model</p>    <p>Chart/ Poster</p> 	<p>Roll no. 1-5</p> <p>Roll no. 6-10</p> <p>Roll no. 11-15</p> <p>Roll no. 15-20</p> <p>Roll no. 1-20 (All)</p>
---	----------------	---	--	---

3	Mathematics	<p><b>Homework 1:</b> Design a Theme Park Using Your Imagination! Create your own theme park using cardboard, craft materials, or even blocks and toys at home to represent rides and buildings. Each item in your theme park should include 2D and 3D shapes. Here are some examples to inspire you: Ferris Wheel – Circle (2D), Cylinders (3D for seats) Ice Cream Stand – Cone (3D), Square windows (2D) Slide – Rectangles (2D), Curved semi-cylinder (3D) Bouncy Castle – Cubes and Cuboids Hot Air Balloon – Sphere (balloon), Cylinder (basket) Don't forget to label the shapes used in different parts of your park!</p> <p><b>Homework 2:</b> A Day to Control Time! Imagine you could control time for one whole day. You could pause, rewind, or fast-forward — anything is possible! Create a diary with 24 entries, one for each hour of the day. For each entry, include: What would you do during that hour? How would you use your time-control powers? Why would that hour be special or fun? Make your diary creative and colorful! You can: Draw or print clocks showing the time Add drawings, photos, or craft materials Include fun facts or stickers Use real or printed photos of yourself doing daily activities</p>	<p>Model.</p>  <p>Booklet</p> 	<p>Homework 1: Roll no. 1-10</p> <p>Roll no. 11-20</p>
4	Hindi	<p><b>Homework 1:</b> कक्षा 4 के लिए व्याकरण विषय का 25 अंकों का प्रश्न पत्र - दिए गए निर्देश अनुसार बनाओ। बहुविकल्पीय प्रश्न 5 अंक, व्याकरण 10 अंक रचनात्मक कार्य 10 अंक</p> <p><b>Homework 2:</b> हिंदी समाचार पत्र का प्रथम पृष्ठ A3 शीट पर बनाओ। एक राजनीतिक समाचार, दो विज्ञापन, एक खेल समाचार, एक उद्घाटन समाचार एक मनोरंजन समाचार एक नौकरी भर्ती समाचार विज्ञप्ति लिखें</p> <p><b>Homework 3: LSWR SKILL ENHANCEMENT</b> आज का टेलीविजन/कहानी शो अनुभव कोई कार्टून, शो, या कहानी देखी हो — उसका नाम लिखो, क्या देखा, क्या सिखाया गया और आपको क्यों पसंद आया।"</p>	<p>Chart</p>  <p>समाचार पत्र पर निबंध</p> 	<p>Roll no. 1-10</p> <p>Roll no. 11-20</p> <p>Roll no. 1-20 (ALL)</p>

5	Science	<p><b>Homework 1:</b> Make a working model of the respiratory system.</p> <p><b>Homework 2:</b> Recognise human impact on the ecosystem and how we can control it.</p> <p><b>Homework 3:</b> Make a report on water pollution (How plastic s cause problems in ocean food chain</p> <p><b>Homework 4:</b> Create a model of Kaleidoscope by using pieces of coloured bangles</p> <p><b>Homework 5 :</b> Design a colourful poster showing 3 or 5 ways to protect to protect our ecosystem</p> <p><b>Homework 6 : Common for all</b>  Track a Moon Phase Calendar  Task: Observe the moon every night for 10–15 days.  Sketch its shape each day.  Write the date and name of the phase (if known).  Add observations like time, sky color, stars, etc.</p>	<p>Models and poster</p>  	<p>H.W. 1- Roll no. 1 to 4</p> <p>HW 2- Roll no. 5 to 8</p> <p>HW 3- 9 to 12.</p> <p>HW 4- Roll no. 13 to 16</p> <p>HW 5- Roll no. 17 to 20</p> <p>HW 6 - 1 to 20</p>
6	French	<p><b>1. French Culture Corner</b>  Task: Choose one French-speaking country (other than France) and write 5 interesting facts about it.  You can include:  Capital city  Languages spoken  Food  Festivals  Famous landmark</p> <p><b>2.Vocabulary Builder (15 words)</b>  Task: Learn and write 15 new French words related to:  Summer (l'été)  Food (la nourriture)  Family (la famille)  Instructions:  Write each word in French with its English meaning.</p> <p><b>3. Creative Fun – French Poster</b>  Task: Make a colorful poster on any one topic in French:  Les couleurs (Colors)  Les fruits (Fruits)  Les animaux (Animals)  Les vêtements (Clothes)  Include:  French words with pictures (draw or paste)</p>	 	<p>Roll no : 1-26</p>

7	Sanskrit	<p><b>Homework 1:</b> अकारांत पुल्लिंग शब्दों के रूप तीनों वचनों को चित्र सहित चार्ट शीट पर दर्शाए। शरीर के अंगों का संस्कृत में सचित्र चार्ट तैयार कीजिए।</p> <p><b>Homework 2:</b> अपने पारिवारिक संबंधों के नाम संस्कृत में लिखिए।</p>	<table><tr><th colspan="4">Chart</th></tr><tr><th>विभक्ति</th><th>एकवचन</th><th>द्विवचन</th><th>बहुवचन</th></tr><tr><td>प्रथमा</td><td>बावक</td><td>बावको</td><td>बावका</td></tr><tr><td>द्वितीया</td><td>बावकम्</td><td>बावको</td><td>बावकान्</td></tr><tr><td>तृतीया</td><td>बावके</td><td>बावकाभ्याम्</td><td>बावकैः</td></tr><tr><td>चतुर्थी</td><td>बावकस्य</td><td>बावकाभ्याम्</td><td>बावकस्यः</td></tr><tr><td>पंचमी</td><td>बावकाय</td><td>बावकाभ्याम्</td><td>बावकाभ्याम्</td></tr><tr><td>षष्ठी</td><td>बावकस्य</td><td>बावकयोः</td><td>बावकानाम्</td></tr><tr><td>सप्तमी</td><td>बावके</td><td>बावकयोः</td><td>बावकभ्यः</td></tr><tr><td>अष्टमि</td><td>हे बावक !</td><td>हे बावको !</td><td>हे बावका !</td></tr></table>	Chart				विभक्ति	एकवचन	द्विवचन	बहुवचन	प्रथमा	बावक	बावको	बावका	द्वितीया	बावकम्	बावको	बावकान्	तृतीया	बावके	बावकाभ्याम्	बावकैः	चतुर्थी	बावकस्य	बावकाभ्याम्	बावकस्यः	पंचमी	बावकाय	बावकाभ्याम्	बावकाभ्याम्	षष्ठी	बावकस्य	बावकयोः	बावकानाम्	सप्तमी	बावके	बावकयोः	बावकभ्यः	अष्टमि	हे बावक !	हे बावको !	हे बावका !	Roll no. 1-20
Chart																																												
विभक्ति	एकवचन	द्विवचन	बहुवचन																																									
प्रथमा	बावक	बावको	बावका																																									
द्वितीया	बावकम्	बावको	बावकान्																																									
तृतीया	बावके	बावकाभ्याम्	बावकैः																																									
चतुर्थी	बावकस्य	बावकाभ्याम्	बावकस्यः																																									
पंचमी	बावकाय	बावकाभ्याम्	बावकाभ्याम्																																									
षष्ठी	बावकस्य	बावकयोः	बावकानाम्																																									
सप्तमी	बावके	बावकयोः	बावकभ्यः																																									
अष्टमि	हे बावक !	हे बावको !	हे बावका !																																									
8	ICT	<p>Create a simple AI chatbot that can respond to basic questions.</p> <p><b>Homework 1 :</b> Use a free chatbot builder tool such as Dialog Flow or Chatbot.com to create a simple chatbot. Your chatbot should: Greet the user: "Hello! How can I help you today?" Respond to simple questions like: "What is your name?", "What is the weather like?", and "Tell me a joke."</p> <p><b>Homework 2 :</b> Design a Holiday Poster in Canva Task : Use Canva (online tool) to design a holiday-themed poster. Include a catchy title (e.g., "Happy Holidays!" or "Season's Greetings"). Add your own drawings, stickers, and a short message. Use different fonts and colors to make your design pop! Print the poster or save it as an image file. Skills: Graphic design, creativity, basic digital art</p> <p><b>Homework 3 : Common for All</b> Create a Time Capsule (Digital Journal) Task: Write a journal entry about your favorite memories from the past year (or your holidays). Create a digital time capsule with pictures, videos, and music. You can use Google Slides, PowerPoint, or Canva to make it look cool! Include at least 3 memories, and describe why they were special <b>Download and Submit :</b> Click "Download" and save your greeting card as a PNG or PDF. Print it and bring it to school OR email it to your teacher if allowed.</p>	<p>CANVA</p>  <p>"Be Techno Friendly"</p> <p>"Be creative with software"</p>  <p>AI Tools</p>  <p>Mail it : <b>Pooja.v@peoplesuniversity.edu.in</b> OR Bring a Colourful print out.</p>	Roll no. 1-10																																								
		Roll no. 11-20																																										
		Roll no. 1-20 (ALL)																																										

## Note

### 1: Maths Worksheet Submission:

Please note that the Maths worksheet will be shared every Friday on the MCB software. Kindly ensure your child checks and completes it regularly.

### 2: e-Magazine Article Submission

Students are advised to write articles for the June edition of the e-Magazine and submit them to their English teacher or upload them in the given drive link:

[https://drive.google.com/drive/folders/1PAddSPp6vxav-uY0u\\_Cg8uBTWK93L-L7?usp=sharing](https://drive.google.com/drive/folders/1PAddSPp6vxav-uY0u_Cg8uBTWK93L-L7?usp=sharing).