



PEOPLE'S PUBLIC SCHOOL



Summer Holiday Homework




Dear Parents,
Greetings from PPS!


The school encourages to enhance creativity of students therefore we have designed holiday homework and projects that blend learning with leisure. These activities aim to reinforce classroom learning, stimulate creativity, and encourage independent and collaborative thinking.

The assigned tasks are an important part of the academic cycle and will help in consolidating the concepts covered during the term. These projects will also be evaluated as a part on internal assessment and other academic activities.

Please note that the grades awarded for these assignments will be included in your child's overall academic performance. We kindly request your support in ensuring that the work is completed and submitted by **24 June, 2025**. Let's work together to make this summer break a productive and enjoyable experience for our students.






Wishing you and your family a happy, safe, and refreshing summer vacation!

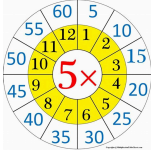




Ms. Sakshi Singhai
Academic Coordinator


Ms. Ashu Wadhwa
Principal



Grade 2				
Sl. No.	Subject	Homework	Presentation	Roll No.
1	English	Homework 1 : Draw a poster of your favourite team game. Write a short description of the games and its rules.	Poster making 	Homework 1- Roll no. 1-9
		Homework 2 : Make a hygiene kit to keep yourself clean which you can carry to school and make a creative collage depicting all the good habits. Items you can include in your kit can be : Toothbrush, Toothpaste, Soap , Shampoo, Comb, Towel (face towel or small hand towel), Sanitizer, Nail cutter, Tissues or wet wipes, Face mask, Cotton buds, Washcloth.	Hygiene kit 	Homework 2- Roll no. 10-18
		Homework 3 : Choose any one mammal. Prepare a mask and write a short paragraph on it. (Use a paper plate and coloured sheet)	Mask making 	Homework 3- Roll no. 19 to 26
		Homework 4 : LSWR Skill Enhancement-Common for all : Read the newspaper, write and maintain the record of NEWS headlines of any English paper date wise (20 days) in a small notebook.	File 	Homework 4 - Roll no. 1-26
2	Social Studies	Homework 1: Creating a poster on the celebration of religious festivals can be a colorful, educational, and fun project.	Poster 	Homework 1- Roll no. 1 - 7
		Homework 2: Create a Comparison Chart by using a large sheet of paper or chart and divide it into two sections: "Healthy Food" and "Junk Food.and write the following details for each category.	Chart 	Homework 2- Roll no. 8-14
		Homework 3: Make a model to show the different homes for different animals, by using scrap papers, card boards . (nest, kennel, hive)	Model 	Homework 3- Roll no. 15-21
		Homework 4: Make a model of any one type of transport by using a sturdy piece of cardboard, thermocol, or a flat wooden board as the base for your model.	Model 	Homework 4 - Roll no. 22-26
		Homework 5: Common for everyone: Make an awareness poster on 'Save water' and write five measures to save water.	Poster 	Homework 5- Roll no. 1-26

3	Pixel Story Time	<p>Homework 1 : Story Time! 📖 (ROLL NO- 1-10) Instructions: Use a story spinner or roll dice for: 👤 A character 🌍 A place 🧸 An object Create a 2–3 sentence story. Add a drawing of your story!</p> <p>Homework 2 : Fun Writing Prompt ✍️ (ROLL NO-16-26) "What if your puppet came alive at night? What would it do?" ✍️ Write 2–3 sentences. 🎨 Add a picture of the adventure.</p> <p>Homework 3 : Mask Party Fun 🎭: Common for everyone: Instructions: Make a mask of any character (animal, superhero, fairy, etc.) Imagine a magical mask party. Draw or write what happens at the party!</p>	<p>Craft Papers Art Work</p>  <p>Puppet Diary</p>  <p>Interactive Story Writing - Bring a hard colourful copy of it.</p>	<p>Homework 1 - Roll no. 1-10</p> <p>Homework 2 - Roll no. 11-26</p> <p>Homework 3 - Roll no. 1-26(ALL)</p>
4	Mathematics	<p>Homework 1 : (Roll No. 1 to 5) Create a place value chart. Step 1: Draw three boxes labeled Hundreds, Tens, and Ones on paper. Step 2: Use small objects like buttons to represent 1 in the Ones column. Step 3: Group 10 objects together to show Tens and place them in the Tens column. Step 4: Group 100 objects to represent Hundreds and place them in the Hundreds column. Note: Show any 3 numbers in the chart.</p> <p>Homework 2:(Roll No. 6 to 10) Step 1: Draw a big circle and divide it into 12 parts for hours. Step 2: Put the numbers 1 to 12 around the circle. Step 3: Make two clock hands: one short for hours and one long for minutes. Step 4: Use a clock kit or a pin to make the hands move and tell the time!</p> <p>Homework 3 : (Roll No. 11 to 15) Make a model of 3D shapes using cardboard, colours, glue, decorative materials, scissors, etc. Make any 2 shapes.</p>	<p>Model and charts</p>  <p>Model</p>  <p>Model</p> 	<p>Homework 1- Roll No. 1 to 5</p> <p>Homework 2- Roll No. 6 to 10</p> <p>Homework 3- Roll No. 11 to 15</p>

		Homework 4 : (Roll No. 16 to 26) Create a Table Wheel to display the multiplication table of 12,14,16 and 18. Step 1: Choose a number (from 6, 7, 8, 9, and 10). Step 2: Draw a wheel and divide it into 10 equal parts. Step 3: Write the multiplication facts (e.g., 6×1 to 6×10) in each part of the wheel.	Model 	Homework 4 - Roll No. 16 to 26
5	Hindi	Homework 1 : "घर" कई प्रकार के होते हैं। उनमें से ही कोई एक प्रकार के घर में हम रहते हैं आपके आसपास कौन-कौन से घर हैं उन्हें देखें एवं किसी एक प्रकार के घर का मॉडल बनाएं।  Homework 2 : LSWR Skill Enhancement-सुलेख - कोई भी १ मुहावरे या लोकोक्तियाँ (बिल्कुल आसान) एक पेज पर लिखाना है जैसे "नाक में दम करना", "आँखों का तारा" (२० दिनों का कार्य)	Model Booklet	Homework 1 - Roll no. 1-7 झोपड़ी, 8-14 बहुमंजिला इमारत, 15-21 बंगला , 22-28 एक मंजिला घर। Homework 2- Roll no. 1-28
6	Science	Homework 1: Make a working model of how photosynthesis takes place in plants and write the process of photosynthesis on a chart paper. Homework 2: Make a working model of the "Water Cycle." and write about it. Homework 3: Rotation of Earth: Make a model and write about how day and night occur. Homework 4: Nature Scavenger Hunt: Go for a walk in your garden, park, or neighborhood with an adult and find the following: <ul style="list-style-type: none"> • A leaf or flower • A small stone • How birds chirp • Something rough or soft Activity: Collect (or draw) what you find and label them.	Model and chart  Model and chart Model and chart Scrapbook 	Homework 1- Roll no. 1-6 Homework 2- Roll No.7-12 Homework 3- Roll No.13-18 Homework 4- Roll no. 19-26

Note

1: Maths Worksheet Submission:

Please note that the Maths worksheet will be shared every Friday on the MCB software. Kindly ensure your child checks and completes it regularly.

2: e-Magazine Article Submission

Students are advised to write articles for the June edition of the e-Magazine and submit them to their English teacher or upload them in the given drive link:

https://drive.google.com/drive/folders/1PAddSPp6vxav-uY0u_Cg8uBTWK93L-L7?usp=sharing.